



Chips & Chatter

Newsletter for the Silicon Valley Woodturners

January 2025

Table of Contents

[President's Turn](#)

[Announcements](#)

[2025 Membership Dues](#)

[Oregon Woodturning Symposium](#)

[2025 Pens For The Troops](#)

[Wood Carving](#)

[Events Recap](#)

[January Demo - Twig Pot](#)

[Sawdust Sessions - Sanding](#)

[Show and Tell](#)

[Holiday Dinner Photos](#)

[Mark Your Calendar!](#)

[Ironman Tracker](#)

[2024 Results](#)

[2025 Tracker](#)

[About Us](#)

President's Turn

Well it's another January, and as I look back on last year I'm pretty happy with what we accomplished at SVW. We had a full calendar of monthly demos and educational programs, several special events, and three professional woodturning demos held in collaboration with our friends at West Bay Woodturners. A couple of collaborative events with Maker Nexus were in the mix too.

We also gained a significant number of new members in the club with experience levels ranging from entry-level turners to seasoned experts. Some of these we met through our association with Maker Nexus, others sought us out and/or just showed up at our meetings. In all cases I hope our members have been attracted by the wealth of woodturning expertise, skill, and knowledge we love to showcase and teach. Our members always seem excited to share (and learn), whether in conversation at meetings, through their skilled demonstration, or inviting friends over to their own shops for one-on-one coaching.

In fact we've already seen what one of our newer members has learned. Thanks Dylan for doing the demo this month (he's only been seriously turning for about a year.) :-) And as we put the calendar together for a new year I'm reminded that a club like this doesn't happen without the participation of lots of members. Not just the demos, but from setup to cleanup, your cheerful volunteer help is what makes the club so enjoyable.

Speaking of volunteering, a huge thank you is due to Dennis Lillis for volunteering his shop for a quarterly 'Sawdust Session' to cover a few topics that we can't adequately study in a conference room meeting. We've already held the first of these, on sanding, and by all accounts it was a great success even if a little crowded. The next one will be on finishing, and I anticipate our biggest problem may be how to limit the attendance. Again, thanks so much for doing this Dennis, if it continues to be this popular we may have to add additional sessions somewhere.

My other big shout out this month goes to Sang Park for agreeing to edit our monthly Chips and Challenge newsletter. I'm excited that we will once again have this communication tool to further our educational reach and sharing of wood turning information. We'll also get some pictures in there so you can all be inspired by each other's work, and remember how much fun we have at our events. :-)

See you at a meeting soon,
Kevin

Announcements

2025 Membership Dues

Remember to pay your 2025 membership dues, if you haven't already. Dues are \$40 for general membership, and \$50 for a family membership. Dues can be paid by cash or check at any of our meetings, or by sending a check to our treasurer Tom Stutz at:

SVW

c/o Tom Stutz

3255 Heritage Estates Drive

San Jose, CA 95148

or by PayPal to Silicon Valley Woodturners. (If using PayPal, please include a note about what the payment is for.)

Oregon Woodturning Symposium

The Oregon Woodturning Symposium will run from March 14 to March 16. It will be held in Albany, Oregon at Linn County Expo Center.

<https://www.oregonwoodturningsymposium.com>

For SVW club members interested in traveling together to the symposium, please contact Jerry Galli.

2025 Pens For The Troops

For SVW & WBW Club Members

I am planning to kick off the 2025 TURN FOR THE TROOPS activity following the February meeting. If you are willing to participate, PLEASE, send me an email indicating how many pens you will be willing to turn. I currently have 140 pen kits to send out to anyone who is ready to participate. I have committed to 1,000

pens this year for our service men & women. I will also supply the pen blanks so there will be NO or very little out of pocket cost to our members only time to turn them.

If every member would turn only 10 pens, we could EASILY exceed last year`s effort by a significant margin. Last year`s number was 418 Pens.

I don't want to see only a few members carry the load – – it should be A TEAM EFFORT!! Remember, the old Chinese proverb: *"Many hands make light work!!"*

I am looking forward to this year's effort. I Will help anyone who needs it either by holding on hands workshop or one on one lessons at my home. My contact is as follows.

Jerry M. Galli

Email Address: tiretycoon@sbcglobal.net

Phone: 650-369-4925

Cell: 650-740-1560

My Goal is to contact AAW and to send them our newsletter with photos and a brief description of our work or and clubs so they can insert it into their newsletter for recognition of our two clubs.

Wood Carving

If you are interested in carving, the Santa Clara Valley Carvers club meets twice a week (Monday and Thursdays). You can check out projects, tools, and meet with other wood carvers. For more information please visit <https://santaclaravalleycarvers.org> – or contact **Roman Chernikov** at <http://learn@readntry.com>

Events Recap

January Demo – Twig Pot

Presented by Dylan McVoy on January 9, 2025


This was Dylan's first demo for the Silicon Valley Woodturners. He demonstrated turning a twig pot with a spindle gouge.



Twig pot. Weed pot. Twig vase. There are many names to call it, but basically it is a small vase for flowers. The interior is made simply, by using a drill bit or hand auger.

The key points and insights that Dylan brought up:

- Twig pots are a simple (and cheap) way to develop an eye for design and ratios without worrying about ruining a large piece.
- There's a low barrier to entry since you can use scrap wood or any small piece of wood that is laying around.
- This allows you to make multiple versions, experimenting with different aspects of the design. By comparing different versions, you can identify unique traits and differences that may be hard to see when looking at a single sample. The ability to compare samples can provide insights on what works or does not work for you.



The next President's Challenge is on Twig Pots. Try making multiple versions of your twig pot to see what insights you might find!

Sawdust Sessions – Sanding

Presented by Dennis Lillis on January 11, 2025



There are some aspects of turning that we cannot demonstrate at our venues. Specifically sanding and finishing are perhaps the most notable and important to improving the quality of our work. So that is where the idea of having workshops on these topics originated. I put together a list of possible topics that I thought would be of interest and gathered inputs and suggestions at the SVW Christmas dinner party and there was a good response. So with board approval I will be offering 4 sessions in my shop, roughly quarterly, on the topics of most interest.

I was hoping to have 6-8 members come and do a deep dive into the topic with all participants bringing pieces with sanding challenges along with talking through their process and tools. That is not quite how it happened with the surprising turnout. 17 people in the shop I

think was too many to do the deep detail discussion workshop like a Sawdust Session so it is likely I will have to limit the number attending in the future so we can get more in depth. Clearly there is a lot of interest so we will find a way to make it work by perhaps a double session on a single topic either morning and afternoon or separate days.

- We did manage to talk about cutting forces as it relates to grain orientation with a hand plane. Related this to the depth of cut and tear out.
- Showed how a light cut with a sharp tool reduces tear out.
- Showed how I develop a bowl form and blend the curve on the outside for a pleasing shape and address imperfections during the sanding process of working through the grits and changing direction to get to your desired level of finish.
- We discussed lathe speed in sanding as it relates to friction and heat and possible warping and the importance of sanding by hand at some point to get that feedback in both the tactile feedback on the smoothness of the curve and the amount of pressure applied to the sandpaper without excessive heat.
- We discussed the strategy and timing of putting detail near the rim of the bowl and how to sand that.
- I then completed turning the inside of the seasoned blank demonstrating various tools to fair the inside curve to minimize the amount of sanding required and then continued to demonstrate sanding techniques to achieve a successful preparation for finishing.




All in all a very fun day. Thanks to John Whittier and Jim Koren for bringing snacks.


Dennis





Show and Tell

Member submissions from the January Meeting









More pictures will be posted to the website later.

Holiday Dinner Photos

Pictures from the Holiday Party and white elephant gift exchange at the Blue Pheasant in Cupertino in December 2024.





Mark Your Calendar!

Date	Event
Jan 27, 2025	Board Meeting
Feb 5, 2025	General Meeting <ul style="list-style-type: none">- Challenge: Twig pot or small vase- Demo: Offset bowl - Brad Bond
March 14, 15, 16, 2025	Oregon Woodturning Symposium, Albany Oregon at Linn County Expo Center 3700 Knox Butte Rd. OR 97322

Ironman Tracker

Complete all 12 challenges to win glory, respect, a trophy - and have fun in the process.

For 2024, congratulations to the Iron men and women who completed all 12 challenges!

James Craig, Steve Dahout, Jerry Galli, Kevin Lee, Dennis Lillis, Jim Loney, George Mathew, and Felicia Preston

2024 Results

2024 Iron Man Status												
	Jan	Feb	Mar	Apr	May	Jun	Jul	Aug	Sep	Oct	Nov	Dec
Don Bonnett												
Dean Caudle												
Roman Chernikov												
Edy Chung												
Tim Cole												
James Craig												
Steve Dahout												
Dave DeHaan												
Rick Delman												
Jerry Galli												
Jim Gott												
Angela Gunn												
Girish Kalele												
Jim Koren												
Kevin Lee												
Gordon Levin												
Dennis Lillis												
Jim Loney												
George Mathew												
Dylan McVoy												
Vic Mitnick												
Kat Napolitano												
Sang Park												
Jessica Pineda												
Felicia Preston												
Paul Rygaard												
David Vannier												
Milton West												
John Whittier												
	Name Badge	Chocolate Display	Spindle	Embelished Bowl	Goblet	Top or toy	Jewelery	Natural Edge Bowl	Collaboration	Donation	Iollow-form, Multi-axis, Lofstrom	Ornament or gift

2025 Tracker

[illegible]

About Us

Silicon Valley Woodturners Inc. is a non-profit [501\(c\)\(3\)](#) organization dedicated to education and having fun. Every position in the organization is held by volunteers. The dues we collect and the donations we get go towards teaching the members the art and craft of wood turning.

We are a local chapter (in the Bay Area of California) of the [American Association of Woodturners \(AAW\)](#).

President: Kevin Lee

Vice President/Program Dir/ Pens For The Troops Coordinator:

Jerry Galli

Treasurer: Tom Stutz

Secretary: Felicia Preston

Member at Large: Dennis Lillis

To Club Members: To submit announcements or articles for an upcoming newsletter, please contact [Sang Park](#). Newsletters will typically be published 2 weeks after each general meeting.

www.svwoodturners.com

(C) Copyright 2025 - Silicon Valley Woodturners Inc - All Rights Reserved